

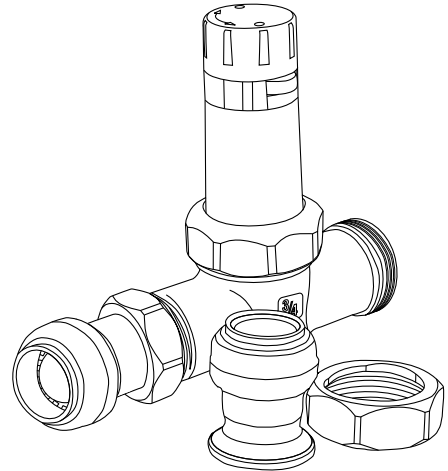
SharkBite® SoloSet® EB-25 Pressure Regulator

DESCRIPTION

The Cash Acme SharkBite® SoloSet® EB-25 brings state-of-the-art water control technology to pressure regulators.

SoloSet® has a convenient orange pressure adjustment twist-cap, and numerical indicator which makes installation a quick, one-man job. The unique design also eliminates the water whistle or hum associated with most PRVs, due to innovative “micro-fingers” that dissipate noise as water flows across the seat. And thanks to a patented single-cartridge design, SoloSet® has fewer parts for increased reliability, and it can be serviced without having to remove the valve body.

While pressure reduction is an everyday need – necessary to protect appliances and plumbing fixtures – advanced water control technology from Cash Acme makes it possible for SoloSet® to provide unique new benefits to this common application. The biggest breakthrough is the simple numerical indicator that allows the exact desired pressure to be set even before the valve is installed. A job that previously required two men and a tedious, imprecise adjustment screw process can now be achieved quickly and efficiently by only one worker. And once installed, patented design features mean SoloSet® offers improved reliability and easier access for maintenance.



SoloSet®

FEATURES AND BENEFITS

Instant push-fit connection for increased ease of use:
No soldering, glue or tools required.

Convenient orange twist-cap eliminates need for wrench adjustment, numerical indicator shows the pressure without the need for a gauge:
One person can install, saving money and time!

Single piece cartridge can be removed with valve body remaining in place:
You can service all the parts from one place, quicker and easier!

Integral backpass check with the cartridge:
No add-on or small parts, longer life and more reliable performance.

Cutting edge design and production incorporates “micro-fingers” that dissipate noise due to water flow across the seat:
Meets the latest stringent international standards, quieter installation.

Available with a blanking cap for “rough-in” installations:
No more dummy valve necessary.

Optional closing cap for direct burial applications:
Protects the cartridge from external elements.

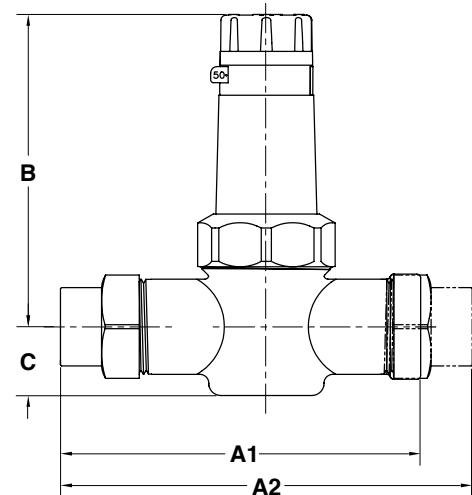
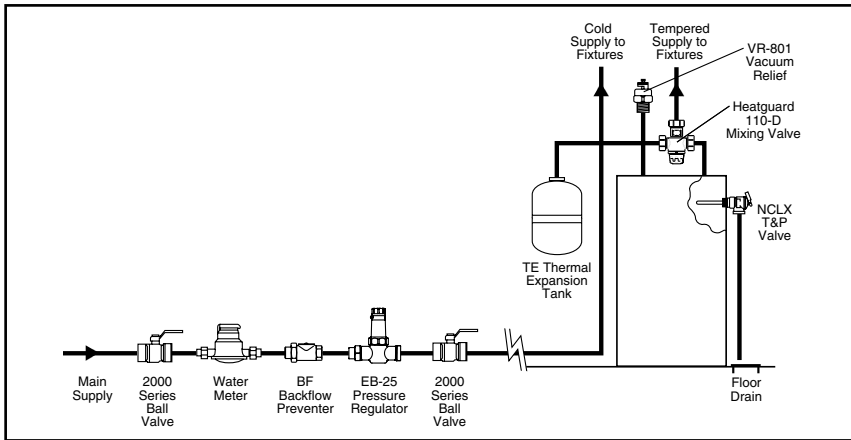
SPECIFICATION

A pressure regulating valve shall be installed to reduce high supplies of incoming water pressure. The valve shall be of a single piece cartridge with a pre-set numerical indicator and micro-fingers for noise dissipation. The valve shall be a Cash Acme SharkBite® EB-25 Pressure Regulator.

SharkBite® SoloSet® EB-25 Pressure Regulator

TYPICAL INSTALLATION

The Cash Acme SharkBite® EB-25 SoloSet® comes supplied with a pre-adjusted pressure set at the factory. Any adjustment to this pressure is easily accomplished by lifting the orange adjustment cap and twisting. The orange adjustment cap can be rotated counter clockwise to decrease pressure and clockwise to increase the pressure. The changes in pressure setting will be visible on the numeric indicator. All pressure adjustments can be made before or after the installation with great ease. Cash Acme is always pleased to assist with valve selection or installation requirements.



SPECIFICATION DATA

Performance:

Outlet pressure range 8-35 or 20-90 psi
 Maximum temperature 180°F
 Maximum inlet pressure 200 psi
 Service Water

Dimensions	A1 (mm)	A2 (mm)	B (mm)	C (mm)
3/4" Union	5.67 (144)	-	4.92 (125)	1.08 (28)

Materials:

Body DZR Brass
 O-Ring EPDM
 Grab Ring Stainless steel
 Tube Support Liner Polysulfone
 Spring Chamber Nylon
 Adjusting Spring Steel (zinc plated)
 Pressure Plate Steel (zinc plated)
 Diaphragm EPDM
 Body Seat Polysulfone
 Seat Disc EPDM
 Piston Stainless/brass
 Strainer Screen Stainless steel

Water Capacity (gpm)

Size	P ₂ Variation (PSI)	Differential Pressure (P ₁ -P ₂) PSI			
		10	25	50	100+
1/2"	5	4.4	5.4	5.4	6.0
	10	11.9	12.3	13.0	11.5
3/4"	15	19.3	19.4	20.7	19.8
	20	24.7	26.2	26.0	26.0
1-1/4"	5	18.5	20.0	25.4	25.7
	10	43.2	45.5	48.6	50.4
1-1/2"	15	64.8	67.4	69.5	70.5
	20	77.7	80.3	87.8	95.2

CONNECTIONS

Double Union SharkBite (DUSB) 3/4"

Note: Now available with high pressure (400 inlet psi) and low pressure (8-35 outlet psi) cartridges.

CERTIFICATIONS

Cash Acme Type EB-25 Pressure Regulators are certified to ASSE 1003 and CSA B356 and are listed by ASSE, CSA and IAPMO.